



# End of Season Banquet Program 2024



# Liberty Charter High School 2024 Cross Country Banquet



## 2009

- 5 Boys
- 2 Girls
- 7 races
- No Invitationals
- 5th/5 teams in D5 CIF
- David Gastelum qualifies for State Meet (6th in CIF)
- 19:39 CIF 19:40 STATE
- School was at the Junior Academy Campus



**LIBERTY  
CHARTER**  
CROSS COUNTRY



1st year of LCHS XC



# 2024



- 15 Boys
- 10 Girls
- 12 races
- 6 Invitationals- Vaquero, CCA, Master's, HOKA, So. Cal and Coach Downey Invitationals.
- 6th trip to Master's University
- Boys 1st/15 teams in D5 CIF\*
- Boys 14th/24 team in D5 State\*
- Girls 4th/12 in D5 CIF
- \*Best GIRLS team in LCHS History\*
- Have had 9 athletes run in college.



16 years of LCHS XC



## 2024 Cross Country Team Girls





# 2024 Cross Country Team BOYS



# 2024 Coaching Staff



**Coach Sanchez**  
23 years coaching

**Coach Neeley**  
8 years coaching

**Coach Mapes**  
4 years coaching



**Coach Svendsen**  
3 years coaching

**Coach T. Sanchez**  
1 year coaching





### XC Schedule 2024

Date	Time	Meet	Location
Thurs. 7/25 - Mon 7/29	Leave 7:00am Return by 7:00pm	LCCHS XC SummerCamp	TBD
Monday 8/10/24	8:00am	First Official Day of Practice	LCCHS ALPINE
Wednesday 8/21/24	4:00 - 5:45pm	First Official Day Of School Practice	LCCHS ALPINE
Saturday 8/24/24	8:00am - 11:00 pm Race times will vary	Vaquero Stampede Race #1 2 miles for everyone	El Capitan HS Lakeside
Saturday 8/31/24	8:00am - 11:00 pm Race times will vary	Raven Fleet Feet Invite 3 miles Race #2	Canyon Crest HS
Thursday 9/12/24	3:30pm JV Boys 4:00 Girls 4:30 Varsity Boys	Frontier Cluster #1 Race #3	Liberty Station, Point Loma
Saturday 9/21/24	8:30am - 11:00 pm Race times will vary	Mt. Carmel XC Invite Race #4	Morley Field San Diego
Thursday 9/26/24	3:30pm JV Boys 4:00 Girls 4:30 Varsity Boys	Frontier Cluster #2 Race #5	Liberty Station, Point Loma
Friday 9/27/24	2:20 - 4:50 Race times will vary	Coach Downy Classic Race #6	Morley Field San Diego *different course*
Friday 10/04/24	9:00 - 10:00 Top 7 runner's only	Master's Invitational Six Flags trip Race #7	Santa Clarita
Thursday 10/10/24	3:30pm JV Boys 4:00 Girls 4:30 Varsity Boys	Frontier Cluster #3 Race #8a	Liberty Station, Point Loma
Saturday 10/12/24	9:00 - 10:00 Top 7 boys runner's only	So Cal Invite Race #8b	Guajome Park, Carlsbad
Thursday 10/24/24	3:30pm JV Boys 4:00 Girls 4:30 Varsity Boys	Frontier Cluster #4 Race #9a	Liberty Station, Point Loma

Friday 10/25/24	Selected Runners only Leave in the morning Race Times will vary	Mt. SAC Invite Race #9b	Mt. San Antonio College, Pomona, Ca
Sat.-Sun 10/26-11/03 2024	<b>NO SCHOOL</b> We will have a practice schedule Most of it will be on your own	October Break	TBD Mandatory Practice for top 8 runners
Saturday 11/02/24	3:30pm - 10:30pm Selected Runners only Race Times will vary	UC Postal 2 mile Race #10	University City, La Jolla
Thursday 11/7/24	3:30pm JV Boys 4:00 Girls 4:30 Varsity Boys	Frontier Conference Finals Race #11	Liberty Station, Point Loma
Saturday 11/16/24	Race times will vary Top 7 runners only	CIF Finals Race #12	Morley Field
Saturday 11/30/24	Race times will vary Only those who qualify from CIF	State Finals Race #13	Woodward Park, Fresno, CA
Saturday 12/07/24	Race times will vary Only those who qualify from STATE	Eastbay West Regionals Race #14	Mt. SAC Walnut, CA
Saturday 12/14/24	Race times will vary Top 10 from Regionals	Champ Sports Nationals Race #15	Morley Field, San Diego, Ca

Contact: Coach Sanchez

[daniel.sanchez@lfcinc.org](mailto:daniel.sanchez@lfcinc.org)

(619)206-8467

**Practice Time is:** 3:45 - 5:30 Every Day Monday - Thursday  
(unless it's Half Day Friday)

**Half Day Friday is:** 12:30 - 2:15 (School is out at 12:15)  
(Every Friday is a ½ day)

**Back to School and College Fair is:** 8/27/24

**No School or practice on:** 09/02/24 (Labor Day)

**10/26 - 11/03 (October Break)**

We will have a practice schedule for this week, especially for Top 8 runners. This week is vital to our performance at CIF.





LCHS XC Performance List 2024

Athlete Meet	Luke Mapes	Aiden Burr	Sam Rohrer	Caleb Acosta	Marcos Heers	Ethan Acosta	Noah Hogan	Ben Wagnell
Vaquero 2.0m	10:11.6	10:31.3	10:39.7	10:48.4	11:21.8	11:45.0	12:18.6	13:08.0
CCA Raven Invite 3.0m or 1.5m*	15:17.7	15:42.8	15:44.1	16:22.7	X	18:14.2	18:43.1	19:56.7
Frontier #1 3.1m (LS)	16:15.7	16:53.2	16:41.6	17:56.3	18:29.4	18:47.8	18:51.9	20:57.9
Frontier #2 3.1m (LS)	X	X	X	X	X	18:57.7	19:08.2	19:13.3
Coach Downey Classic 3.1m	16:44.2	16:42.7	16:45.2	17:27.8	17:51.9	X	X	X
Master's Invite 3.0	15:54.6	15:55.9	15:57.0	17:04.2	18:04.2	18:06.0	18:24.1	18:36.2
Frontier #3 3.1m (LS)	X	X	X	17:16.8	17:28.8	18:26.9	18:37.6	18:50.8
So Cal Invite 3.1	16:24.2	16:14.3	16:18.9	X	X	X	X	X
Frontier #4 3.1m (LS)	16:11.0	X	16:19.6	17:05.8	17:26.0	18:11.5	18:42.2	18:32.9
UC POSTAL Invite 2.0m	10:04.4	9:50.8	9:55.6	10:38.3	11:41.6	11:07.2	11:26.1	11:18.9
FrontierConf. Finals 3.1m	X	16:29.8	16:37.0	17:54.8	17:44.2	17:58.6	18:10.8	18:25.6
CIF SD Finals 2.96m	17:01.4	16:16.0	16:52.1	18:20.6	17:13.0	18:19.1	X	18:07.4
CIF STATE 3.1	17:18.1	16:40.6	17:39.5	18:00.8	17:04.7	18:00.8	X	17:32.3
WEST Regionals 3.1	x			x	x	x	x	x



LCHS XC Performance List 2024

Athlete Meet	Jonathon Scott	Josiah Svendsen	Daniel Tsikalov	Micah Howard	Caleb Rodriguez	Grant Foreman	Matthew Gorgees		
Vaquero 2.0m	12:34.0	X	12:42.6	14:27.3	14:37.5	13:12.4	X		
CCA Raven Invite 3.0m or 1.5m*	19:15.7	X	21:02.4	10:32.0*	9:40.1*	9:20.5*	X		
Frontier #1 3.1m (LS)	20:15.5	21:13.7	21:53.1	25:23.0	22:50.8	22:39.9	28:26.1		
Frontier #2 3.1m (LS)	19:27.4	20:32.5	21:16.7	22:12.7	21:37.9	X	25:30.8		
Coach Downey Classic 3.1m	X	X	X	X	X	X	X		
Master's Invite 3.0	X	X	X	X	X	X	X		
Frontier #3 3.1m (LS)	19:08.4	19:49.0	20:53.3	21:15.3	21:18.3	23:06.4	X		
So Cal Invite 3.1	X	X	X	X	X	X	X		
Frontier #4 3.1m (LS)	18:59.2	20:28.8	21:09.6	20:51.6	21:37.0	23:01.0	25:18.5		
UC POSTAL Invite 2.0m	12:15.5	X	13:08.7	14:00.9	14:04.9	13:19.1	X		
FrontierConf. Finals 3.1m	19:19.0	20:08.2	21:12.5	21:09.0	20:26.2	21:26.3	24:57.4		





LCCHS XC Performance List 2024

Athlete Meet	Cambria Sanchez	Cambrey Belasco	Cadelyn Belasco	Keira Hays	Haley Svendsen	Noelle Edkins	Amelia Primmer	
Vaquero 2.0m	12:58.6	14:15.7	14:39.5	15:06.9	15:31.4	15:56.5	16:42.1	
CCA Raven Invite 3.0m or 1.5m*	19:47.3	10:09.2*	21:12.0	22:48.2	X	25:43.0	24:55.5	
Frontier #1 3.1m (LS)	20:34.4	22:30.3	22:06.5	23:21.0	23:56.2	25:32.8	26:38.7	
Frontier #2 3.1m (LS)	X	X	X	X	X	24:15.4	25:30	
Coach Downey Classic 3.1m	21:25.1	22:24.0	22:15.8	23:16.6	24:18.1	X	X	
Master's Invite 3.0m	20:10.7	21:59.0	21:10.5	23:09.9	22:55.0	25:13.0	26:00.6	
Frontier #3 3.1m (LS)	20:12.5	21:02.6	21:20.1	22:41.0	22:57.3	X	24:41.7	
Frontier #4 3.1m (LS)	20:17.6	20:29.6	21:26.8	22:48.6	23:18.4	23:30.4	24:05.2	
UC POSTAL Invite 2.0m	12:48.6	13:01.3	13:00.2	13:59.6	X	14:48.7	14:59.6	
Frontier League Finals 3.1m	X	20:46.1	20:52.8	22:19.6	22:41.9	22:55.3	24:40.7	
CIF SD Finals 2.96m	20:51.4	21:25.3	20:54.4	22:44.6	22:40.3	23:06.3	24:30.9	



LCCHS XC Performance List 2024

Athlete Meet	Ladi Malipaard	Eliana O'Neal	Jazmin Perez - Ramirez
Vaquero 2.0m	15:38.3	16:53.0	18:12.4
CCA Raven Invite 3.0m or 1.5m*	10:26.9*	11:27.6*	12:33.3*
Frontier #1 3.1m (LS)	24:41.4	26:38.8	28:48.1
Frontier #2 3.1m (LS)	24:09.5	25:42.5	29:53.6
Coach Downey Classic 3.1m	X	X	X
Master's Invite 3.0m	X	X	X
Frontier #3 3.1m (LS)	24:50.3	25:14.7	27:32.0
Frontier #4 3.1m (LS)	X	X	X
UC POSTAL Invite 2.0m	X	15:12.5	x
Frontier League Finals 3.1m	X	25:07.2	27:22.2



## Course Records / Top 10 Lists

2009 – 2024 Seasons

16 years of records

Lindo Lake Course (2.15 miles) Boys			Lindo Lake Course (1.65 miles) Girls		
<i>Name</i>	<i>Year</i>	<i>Time/Season</i>	<i>Name</i>	<i>Year</i>	<i>Time/Season</i>
Josh Nunez	12	11:55/15	Landon Torres	11	10:31/19
Jacob Mapes	11	12:02/19	Akacia Brillon	10	10:46/15
David Miller	12	12:10/18	Emily Green	10	11:25/16
Eric Ingrande	11	12:38/16	Bethany Mapes	10	11:26/19
Owen Gaut	11	12:51/18	Isabella Baeza	12	11:31/18
Carter Bond	11	12:53/16	Emilie Larson	11	12:26/18
Jon Lorenz	11	13:00/14	Miranda Ng	12	12:28/15
Jacob Lopez	11	13:21/17	Kyra Greenfield	10	12:45/19
Devante Spencer	11	13:22/16	Ysabella Yuquimpo	10	12:47/18
Jeromi Payad	11	13:22/15	Sophia Hillard	10	13:05/19
Lindo Lake Course (1.65 miles) Boys					
<i>Name</i>	<i>Year</i>	<i>Time/Season</i>			
Micah Sanchez	9	8:51/19			
Michael Schallock	10	9:10/19			
David Miller	10	9:15/16			
Jacob Lopez	10	9:22/16			
Felipe Campa	9	9:32/10			
Jacob Mapes	10	9:44/18			
Jude Coppersmith	10	9:59/18			
Lukas Garlow	9	10:01/19			
Owen Gaut	10	10:05/17			
Devante Spencer	10	10:19/15			

El Capitan HS Course (2 miles) Boys			El Capitan HS Course (2 miles) Girls		
<i>Name</i>	<i>Year</i>	<i>Time/Season</i>	<i>Name</i>	<i>Year</i>	<i>Time/Season</i>
Micah Sanchez	12	9:27/22	Bethany Mapes	12	12:54/21
Ivan Guzman	12	9:55/23	<b>Cambria Sanchez</b>	<b>12</b>	<b>12:58/24</b>
<b>Luke Mapes</b>	<b>12</b>	<b>10:11/24</b>	Elizabeth Ludwick	11	13:19/22
<b>Aiden Burr</b>	<b>12</b>	<b>10:30/24</b>	<b>Cambrey Belasco</b>	<b>10</b>	<b>14:15/24</b>
Joel Bray	12	10:37/23	Cadelyn Belasco	10	14:38/23
<b>Sam Rohrer</b>	<b>10</b>	<b>10:39/24</b>	Noelle Edkins	10	14:58/22
<b>Caleb Acosta</b>	<b>11</b>	<b>10:47/24</b>	<b>Keira Hays</b>	<b>12</b>	<b>15:06/24</b>
Samuel Morales	10	10:48/22	Shaelyn O'Neal	12	15:08/22
<b>Marcos Heers</b>	<b>11</b>	<b>11:20/24</b>	<b>Haley Svendsen</b>	<b>11</b>	<b>15:31/24</b>
<b>Ethan Acosta</b>	<b>10</b>	<b>11:45/24</b>	<b>Ladi Maliepaard</b>	<b>9</b>	<b>15:38/24</b>

LCHS Course (2 miles) Boys COVID course			LCHS Course (2 miles) Girls COVID course		
<i>Name</i>	<i>Year</i>	<i>Time/Season</i>	<i>Name</i>	<i>Year</i>	<i>Time/Season</i>
Micah Sanchez	10	10:19/20	Bethany Mapes	11	13:14/20
Jacob Mapes	12	10:55/20	Elizabeth Ludwick	9	15:02/20
Ivan Guzman	9	10:57/20	Sophia Hilliard	11	15:02/20
Samuel Morales	9	11:59/20	Kyra Greenfield	11	15:12/20
Gabriel Gastelum	10	12:24/20	Shaelyn ONeal	10	15:16/20
Gavin Hull	9	12:26/20	Ysabella Yuquimpo	12	15:45/20
Jude Coppersmith	12	12:32/20	Grace Bottenberg	9	16:23/20
Nathan Miller	9	12:48/20	Kai Bethea	10	17:11/20
Isaac Allen	10	12:58/20	Paige Galvin	10	19:03/20
Gavin Walker	10	13:08/20			

UCSD Par Course (3.0 miles) Boys			UCSD Par Course (3.0 miles) Girls		
<i>Name</i>	<i>Year</i>	<i>Time/Season</i>	<i>Name</i>	<i>Year</i>	<i>Time/Season</i>
David Gastelum	10	19:55/09	Abby Lee	9	25:07/09
Aksel Fastring	10	22:13/09	Cassie Ashland	9	27:27/09
Jesse Nuñez	9	22:18/09	Ariel McKissack	10	29:55/09
Preston Frazier	9	22:47/09			
Erick Rico	9	24:05/09			
Brad Martini	10	26:15/09			
James Kime	9	27:27/09			
Alfonso Valdez	10	29:07/09			

West Hills Course (1.5 miles) Boys			West Hills Course (1.5 miles) Girls		
<i>Name</i>	<i>Year</i>	<i>Time/Season</i>	<i>Name</i>	<i>Year</i>	<i>Time/Season</i>
Micah Sanchez	9	8:15/19	Landon Torres	11	9:42/19
Lukas Garlow	9	9:20/19	Cambria Sanchez	10	10:13/22
Caleb Acosta	9	9:21/22	Bethany Mapes	10	10:34/19
Logan Howarter	9	9:35/19	Shaelyn ONeal	12	11:42/22
Gavin Walker	9	9:50/19	Kai Bethea	12	12:02/22
Joey Scanlon	9	9:54/19	Kyra Greenfield	10	12:08/19
Aiden Burr	9	10:35/21	Sophia Hillard	10	12:16/19
Sam Benetiz	9	10:37/19	Haley Svendsen	10	12:18/22
Gabriel Gastelum	9	10:42/19	Emily-Joy Guererro-Leon	11	12:26/22
Isaac Allen	9	10:43/19	Ysabella Yuquimpo	11	12:44/19

<b>West Hills Course (2.1 miles) Boys</b>		
<i>Name</i>	<i>Year</i>	<i>Time/Season</i>
Jacob Mapes	11	11:01/19
Owen Gaut	12	11:30/19
Aiden Burr	10	11:37/22
Gabriel Gastelum	12	11:42/22
Michael Schallock	10	11:42/19
Samuel Morales	10	12:19/21
Nathan Banks	10	12:20/22
Gavin Walker	12	12:46/22
Jude Coppersmith	11	12:25/19
Matt Elias	10	13:11/19

<b>CCA Raven Invite Course (3.0 miles) Boys</b>			<b>CCA Raven Invite Course (3.0 miles) Girls</b>		
<i>Name</i>	<i>Year</i>	<i>Time/Season</i>	<i>Name</i>	<i>Year</i>	<i>Time/Season</i>
Micah Sanchez	12	14:47.1/22	<b>Cambria Sanchez</b>	<b>12</b>	<b>19:47/24</b>
Ivan Guzman	12	14:59.1/23	<b>Cadelyn Belasco</b>	<b>11</b>	<b>21:12/24</b>
<b>Luke Mapes</b>	<b>12</b>	<b>15:17.7/24</b>	Elizabeth Ludwick	11	21:36.2/22
<b>Aiden Burr</b>	<b>12</b>	<b>15:42.8/24</b>	<b>Keira Hays</b>	<b>12</b>	<b>22:48.2/24</b>
<b>Sam Rohrer</b>	<b>10</b>	<b>15:44/24</b>	<b>Amelia Primmer</b>	<b>11</b>	<b>24:55.5/24</b>
Joel Bray	12	16:12.6/23	<b>Noelle Edkins</b>	<b>12</b>	<b>25:43/24</b>
<b>Caleb Acosta</b>	<b>11</b>	<b>16:22.7/24</b>	Emily-Joy Leon-Guerrero	11	27:42/22
Gabe Gastelum	12	16:56.1/22	Kylie Pruett	11	29:03.0/22
Sam Morales	11	17:43.1/22			
Trevor Voss	12	19:14.7/23			

<b>CCA Raven Invite Course (1.5 miles) Boys</b>			<b>CCA Raven Invite Course (1.5 miles) Girls</b>		
<i>Name</i>	<i>Year</i>	<i>Time/Season</i>	<i>Name</i>	<i>Year</i>	<i>Time/Season</i>
Aiden Burr	11	8:00.8/23	Cadelyn Belasco	10	10:05.3/23
Sam Rohrer	9	8:24.4/23	<b>Cambrey Belasco</b>	<b>10</b>	<b>10:09/24</b>
<b>Grant Forman</b>	<b>9</b>	<b>9:20.5/24</b>	<b>Ladi Maliepaard</b>	<b>9</b>	<b>10:26.9/24</b>
<b>Caleb Rodriguez</b>	<b>9</b>	<b>9:40.1/24</b>	Noelle Edkins	11	10:37/23
Daniel Tsikalov	9	9:40.8/23	Kylie Pruett	12	11:15.4/23
Ethan Acosta	9	9:54.5/23	Keira Hays	11	11:16/23
Jonathon Scott	9	9:55.6/23	<b>Eliana O'Neal</b>	<b>10</b>	<b>11:27.6/24</b>
Aaron Hamid	9	10:22.5/23	Amelia Primmer	10	12:26/23
<b>Micah Howard</b>	<b>9</b>	<b>10:32.0/24</b>	<b>Jazmin Perez Ramirez</b>	<b>9</b>	<b>1:33.2/24</b>
			Brielle Paquette	11	13:04/23

RB Community Park Course (3.0 miles) Boys			RB Community Park Course (3.0 miles) Girls		
<i>Name</i>	<i>Year</i>	<i>Time/Season</i>	<i>Name</i>	<i>Year</i>	<i>Time/Season</i>
David Gastelum	10	19:52/09	Abby Lee	9	25:12/09
Felipe Campa	9	20:28/10	Jillian Nuñez	9	26:21/10
Aksel Fastring	10	20:47/09	Ariel McKissack	10	28:16/09
Erick Rico	9	21:37/09	Ally Martini	9	30:48/10
Jesse Nuñez	10	22:00/10	Dominique LaCoste	9	33:09/10
Wesley Davis	10	22:13/10			
Mario Campa	11	22:25/10			
Jeremiah LaPlante	10	23:12/10			
James Kime	10	22:25/10			
Preston Frazier	9	24:15/09			
Brandon Whitehead	9	24:20/10			

Liberty Station Course (3.0 miles) Boys 2009			Liberty Station Course (3.0 miles) Girls 2009		
<i>Name</i>	<i>Year</i>	<i>Time/Season</i>	<i>Name</i>	<i>Year</i>	<i>Time/Season</i>
David Gastelum	10	18:05/09	Abby Lee	9	23:04/09
Erick Rico	9	19:58/09	Cassie Ashland	9	25:53/09
Aksel Fastring	10	20:33/09	Ariel McKissack	10	27:33/09
Jesse Nuñez	9	20:36/09	Dominique LaCoste	9	29:45/09
Preston Frazier	9	21:01/09			
Brad Martini	10	22:27/09			
James Kime	9	23:58/09			
Alfonso Valdez	10	24:58/09			
John Clark	10	26:42/09			

Liberty Station Course (3.1 miles) Boys			Liberty Station Course (3.1 miles) Girls		
<i>Name</i>	<i>Year</i>	<i>Time/Season</i>	<i>Name</i>	<i>Year</i>	<i>Time/Season</i>
Micah Sanchez	12	15:01/22	Bethany Mapes	12	18:14/21
Ivan Guzman	12	15:40.4/23	Landon Torres	11	19:34/19
<b>Luke Mapes</b>	<b>12</b>	<b>16:11/24</b>	<b>Cambria Sanchez</b>	<b>12</b>	<b>20:12.5/24</b>
<b>Sam Rohrer</b>	<b>10</b>	<b>16:19/24</b>	<b>Cadelyn Belasco</b>	<b>11</b>	<b>20:29.6/24</b>
<b>Aiden Burr</b>	<b>12</b>	<b>16:29/24</b>	<b>Cambrey Belasco</b>	<b>10</b>	<b>20:52.8/24</b>
Josh Nuñez	12	16:24/15	Isabella Baeza	12	20:53/18
Joel Bray	12	16:48.1/23	Akacia Brillon	10	20:54/15
Gabe Gastelum	12	16:51.8/22	Elizabeth Ludwick	11	21:09.9/22
Sam Morlaes	11	16:52.6/22	Kaley Jarstad	11	21:43/13
<b>Caleb Acosta</b>	<b>11</b>	<b>17:05/24</b>	<b>Keira Hays</b>	<b>12</b>	<b>22:19.6/24</b>

Chula Vista Course (3.1 miles) Boys			Chula Vista Course (3.1 miles) Girls		
<i>Name</i>	<i>Year</i>	<i>Time/Season</i>	<i>Name</i>	<i>Year</i>	<i>Time/Season</i>
Felipe Campa	9	19:10/10	Jillian Nuñez	9	25:26/10
David Gastelum	11	20:22/10	Abby Lee	10	26:28/10
Wesley Davis	10	21:55/10	Shannon Mattix	9	28:07/10
Aksel Fastring	11	21:58/10	Miriam Shechet	9	28:55/10
Jesse Nuñez	10	22:11/10	Ally Martini	9	30:04/10
James Kime	10	22:28/10			
Jeremiah LaPlante	10	21:28/10			
Mario Campa	11	23:28/10			
Preston Frazier	10	24:12/10			
Brandon Whitehead	9	24:48/10			

Carrillo Ranch Course (3.0 miles) Boys			Carrillo Ranch Course (3.0 miles) Girls		
<i>Name</i>	<i>Year</i>	<i>Time/Season</i>	<i>Name</i>	<i>Year</i>	<i>Time/Season</i>
Aksel Fastring	10	21:49/09	Abby Lee	9	25:19/09
David Gastelum	10	22:52/09	Dominique LaCoste	9	31:19/09
Brad Martini	10	23:40/09			
Preston Frazier	9	24:01/09			
Erick Rico	9	26:26/09			
James Kime	9	26:05/09			

Walnut Grove Course (3.1 miles) Boys			Walnut Grove Course (3.1 miles) Girls		
<i>Name</i>	<i>Year</i>	<i>Time/Season</i>	<i>Name</i>	<i>Year</i>	<i>Time/Season</i>
Micah Sanchez	10	16:40/20	Bethany Mapes	11	21:11/20
Ivan Guzman	9	17:51/20	Shaelyn ONeal	10	24:26/20
Jacob Mapes	12	17:59/20	Ysabella Yuquimpo	12	24:45/20
Samuel Morales	9	19:30/20	Kyra Greenfield	11	25:38/20
Gavin Hull	9	20:34/20	Elizabeth Ludwick	9	25:51/20
Gavin Walker	10	20:53/20	Sophia Hilliard	11	27:46/20
Ben Mapes	9	21:25/20	Kai Bethea	10	28:10/20
Dante Spencer	11	22:08/20	Grace Bottenberg	9	28:40/20
Joey Scanlon	10	22:41/20			

Mt. Carmel Invite Morley Field Course (2.95 or *3.0m) Boys - by grade			Mt. Carmel Invite Morley Field Course (2.75 or *3.0 miles) Girls - by grade		
Name	Year	Time/Season	Name	Year	Time/Season
<i>~ freshmen ~</i>					
Micah Sanchez	9	17:11/19	Landon Torres	9	18:43/17
<b>Sam Rohrer</b>	<b>9</b>	<b>*18:10/23</b>	Bethany Mapes	9	20:04/18
<b>Josiah Svendsen</b>	<b>9</b>	<b>*19:31.3/23</b>	Carmy Osegueda	9	22:41/19
Lukas Garlow	9	20:07/19	Kyra Greenfield	9	23:13/18
David Miller	9	20:31/15	Cambria Sanchez	9	23:27/21
Logan Howarter	9	20:41.8/19	Shaelyn O'Neal	9	23:48/19
Gavin Walker	9	20:41.9/19	Ysabella Yuquimpo	9	24:10/17
Aiden Burr	9	21:04/21	Kai Bethea	9	24:33/19
<b>Daniel Tsikalov</b>	<b>9</b>	<b>*21:41.4/23</b>	Isabella Baeza	9	24:40/15
<b>Ethan Acosta</b>	<b>9</b>	<b>*21:45.3/23</b>	Paige Galvin	9	26:05/19
<i>~ sophomores ~</i>					
Josh Nuñez	10	17:54/13	Akacia Brillon	10	18:14/15
Aiden Burr	10	*18:16/22	Landon Torres	10	18:39/18
<b>Marcos Heers</b>	<b>10</b>	<b>*18:29.5/23</b>	Bethany Mapes	10	19:16/19
<b>Caleb Acosta</b>	<b>10</b>	<b>*18:31.4/23</b>	Emily Green	10	19:52/16
Michael Shallock	10	18:37/19	Elizabeth Ludwick	10	21:05/21
David Miller	10	18:49/16	Isabella Baeza	10	21:59/16
Samuel Morales	10	19:00/21	Kyra Greenfield	10	22:50/19
Jon Lorenz	10	19:29/13	Ysabella Yuquimpo	10	23:13/18
Owen Gaut	10	19:54/17	Noelle Edkins	10	*26:02.4/22
Jude Coppersmith	10	20:00/18	Alexis Greenfield	10	25:25/18
<i>~ juniors ~</i>					
<b>Aiden Burr</b>	<b>11</b>	<b>*17:19.8/23</b>	Landon Torres	11	17:46/19
<b>Luke Mapes</b>	<b>11</b>	<b>*18:05.2/23</b>	Kaley Jarstad	11	19:45/13
Sam Morales	11	*18:11/22	Shaelyn O'Neal	11	20:32/21
Joel Bray	11	*18:19/22	Bridget Braden	11	21:43/17
Jacob Lopez	11	18:55/17	Elizabeth Ludwick	11	*22:52.8/22
David Miller	11	19:05/17	Isabelle Coppersmith	11	23:15/17
Jacob Mapes	11	19:31/19	Natasha Kelly	11	24:12/17
Carter Bond	11	19:50/16	<b>Noelle Edkins</b>	<b>11</b>	<b>*24:25.5/23</b>
Devante Spencer	11	20:00/16	<b>Haley Svendsen</b>	<b>11</b>	<b>*24:52.3/23</b>
Owen Gaut	11	20:01/18	<b>Keira Hays</b>	<b>11</b>	<b>*25:14.9/23</b>
<i>~ seniors ~</i>					
Micah Sanchez	12	*15:34.1/22	Bethany Mapes	12	17:10/21
Josh Nuñez	12	17:04/15	Isabella Baeza	12	19:42/18
<b>Sam Morales</b>	<b>12</b>	<b>*17:27.3/23</b>	Jillian Nuñez	12	21:04/13
Gabe Gastelum	12	*17:41.7/22	Miranda Ng	12	21:24/15
Owen Gaut	12	19:23/19	Bridget Braden	12	23:06/18
Carter Bond	12	19:38/17	Alexis Valdez	12	23:41/13
Javier Ramos	12	19:51/18	Hailey Godbey	12	24:38/18
Eric Ingrande	12	19:56/17	Mariam Yousif	12	24:39/17
Peerless Johnson	12	19:59/17	Shaelyn O'Neal	12	*26:06/22
<b>Trevor Voss</b>	<b>12</b>	<b>*19:59.4/23</b>	Kai Bethea	12	*27:10.9/22



River Valley Course (3.1 miles) Boys			River Valley Course (3.1 miles) Girls		
<i>Name</i>	<i>Year</i>	<i>Time/Season</i>	<i>Name</i>	<i>Year</i>	<i>Time/Season</i>
Josh Nuñez	10	17:36/13	Jillian Nuñez	12	23:42/13
David Gastelum	12	19:21/11	Alexis Valdez	12	26:42/13
Jon Lorenz	10	19:26/13	Miriam Shechet	10	28:12/11
Ben Cowen	11	19:43/13	Lauren Wood	9	29:31/13
Tucker Ferguson	10	20:24/13			
Spencer Bond	10	20:53/13			
Max Lambert	11	21:41/13			
Lawrence Najar	10	23:12/13			
Aksel Fastring	12	23:12/11			
Jesse Nunez	11	23:18/11			

Lake Jennings Course (3.1 miles) Boys			Lake Jennings Course (3.1 miles) Girls		
<i>Name</i>	<i>Year</i>	<i>Time/Season</i>	<i>Name</i>	<i>Year</i>	<i>Time/Season</i>
David Miller	10	17:50/16	Emily Green	10	23:40/16
Eric Ingrande	11	19:15/16	Isabella Baeza	10	23:45/16
Symeon Elkins	11	19:34/16	Natasha Kelly	10	28:56/16
Carter Bond	11	19:34/16	Mariam Yousif	11	29:19/16
Peerless Johnson	11	20:11/16	Connie Pasha	12	33:36/16
Dylan Jouni	12	20:41/16			
Noah Rounds	12	22:28/16			
Caleb Greenfield	10	22:37/16			
Daniel Atty	11	24:49/16			
Sergio Perez	10	25:09/16			

Discovery Park Course (3.1 miles) Boys			Discovery Park Course (3.1 miles) Girls		
<i>Name</i>	<i>Year</i>	<i>Time/Season</i>	<i>Name</i>	<i>Year</i>	<i>Time/Season</i>
Josh Nuñez	11	17:27/14	Landon Torres	10	22:09/18
Tucker Ferguson	11	18:43/14	Akacia Brillon	9	22:52/14
Jon Lorenz	12	18:59/15	Isabella Baeza	12	23:06/18
Spencer Bond	12	19:05/15	Miranda Ng	12	23:35/15
David Miller	12	19:14/18	Bethany Mapes	9	24:59/18
Eric Ingrande	10	19:29/15	Emilie Larson	11	25:40/18
Jeromi Payad	10	19:37/14	Naomi Fowler	11	25:57/14
Owen Gaut	11	19:57/18	Bridget Braden	12	26:21/18
Jacob Mapes	10	20:00/18	Lauren Jouni	10	26:24/14
Devante Spencer	10	20:13/15	Rachel Bray	11	26:45/14

Rohr Park Course (3.1 miles) Boys			Rohr Park Course (2.5 miles) Girls		
<i>Name</i>	<i>Year</i>	<i>Time/Season</i>	<i>Name</i>	<i>Year</i>	<i>Time/Season</i>
Josh Nuñez	12	17:12/15	Bethany Mapes	12	16:33/21
Micah Sanchez	9	17:48/19	Landon Torres	11	16:37/19
David Miller	11	18:41/17	Akacia Brillon	10	17:15/15
Javier Ramos	12	18:46/18	Isabella Baeza	12	17:53/18
Owen Gaut	11	18:55/18	Emily Green	10	19:08/16
Michael Schallock	10	18:57/19	Miranda Ng	11	19:10/14
Jacob Mapes	11	18:58/19	Cambria Sanchez	9	19:17/21
Jacob Lopez	11	19:09/17	Elizabeth Ludwick	10	19:41/21
Eric Ingrande	12	19:26/17	Kyra Greenfield	10	20:19/19
Carter Bond	12	19:35/17	Emilie Larson	11	20:31/18

Rohr Park Course (2.5 miles) Boys			Rohr Park Course (2.0 miles) Girls		
Samuel Morales	10	16:18/21	Paige Galvin	9	17:06/19
Joey Scanlon	9	16:37/19	Kai Bethea	9	17:28/19
Gavin Walker	9	16:52/19	Carmy Osegueda	9	17:30/19
Noah Dresselhaus	12	18:01/19	Shaelyn ONeal	9	18:09/19
Aaron Silva	11	18:10/19	Petrina Ng	9	20:02/19
Aiden Burr	9	18:22/21	Sophia Hilliard	12	20:09/21
Gabe Gastelum	9	18:24/19	Ava Landsford	9	21:51/21
Benjamin Mapres	10	18:33/21			
Isaac Allen	9	18:59/19			
Tim Bottenberg	11	19:01/19			
Tyler-Frank Guerrero-Leon	12	19:08/21			

Mt. SAC Course (3.0 miles) Boys			Mt. SAC Course (3.0 miles) Girls		
<i>Name</i>	<i>Year</i>	<i>Time/Season</i>	<i>Name</i>	<i>Year</i>	<i>Time/Season</i>
Josh Nuñez	12	16:51/15	Landon Torres	10	20:45/18
Micah Sanchez	9	17:27/19	Akacia Brillon	10	21:58/15
David Miller	12	17:44/18	Bethany Mapes	9	22:01/18
Jacob Mapes	10	18:16/18	Isabella Baeza	12	22:36/18
Victor Rodriguez	12	18:24/19	Miranda Ng	12	24:55/15
Owen Gaut	12	18:54/19	Emilie Larson	11	26:06/18
Jude Coppersmith	10	19:03/18	Bridget Braden	12	26:39/18
Spencer Bond	12	19:15/15	Kyra Greenfield	9	27:04/18
Javier Ramos	12	19:33/18	Ysabella Yuquimpo	10	28:37/18
Jon Lorenz	12	19:48/15	Lauren Jouni	11	28:49/15
			Mt. SAC Course (2.0 miles) Girls		
			<i>Name</i>	<i>Year</i>	<i>Time/Season</i>
			Emily Green	10	13:34/16
			Isabella Baeza	10	13:54/16

Mustang Challenge Course (3.0 miles) Boys Santa Clarita - Master's Invite (Updated Course)			Mustang Challenge Course (3.0 miles) Girls Santa Clarita - Master's Invite (Updated Course)		
<i>Name</i>	<i>Year</i>	<i>Time/Season</i>	<i>Name</i>	<i>Year</i>	<i>Time/Season</i>
Ivan Guzman	12	15:02.1/23	Cambria Sanchez	12	20:10.7/24
<b>Luke Mapes</b>	<b>12</b>	<b>15:54.6/24</b>	<b>Cadelyn Belasco</b>	<b>11</b>	<b>21:10.5/24</b>
<b>Aiden Burr</b>	<b>12</b>	<b>15:55.9/24</b>	<b>Cambrey Belasco</b>	<b>10</b>	<b>21:59.0/24</b>
<b>Sam Rohrer</b>	<b>10</b>	<b>15:57.0/24</b>	<b>Haley Svendsen</b>	<b>12</b>	<b>22:55.0/24</b>
Joel Bray	12	16:02.3/23	<b>Keira Hays</b>	<b>12</b>	<b>23:09.9/24</b>
Sam Morales	12	16:23.6/23	<b>Noelle Edkins</b>	<b>12</b>	<b>23:13.0/24</b>
<b>Caleb Acosta</b>	<b>11</b>	<b>17:04.2/24</b>	Kylie Pruett	12	25:08.4/23
Marcos Heers	10	17:52.3/23	<b>Amelia Primmer</b>	<b>11</b>	<b>26:00.6/24</b>
<b>Ethan Acosta</b>	<b>10</b>	<b>18:06.0/24</b>	Brielle Paquette	11	28:29.4/23
Josiah Svendsen	9	19:39.7/23			
Old Mustang Challenge Course (3.1miles)			Old Mustang Challenge Course (3.1miles)		
Micah Sanchez	11	17:32/21	Landon Torres	11	19:38/19
David Miller	11	17:56/17	Bethany Mapes	12	19:40/21
Javier Ramos	12	18:18/18	Isabella Baeza	12	21:58/18
Jacob Lopez	11	18:26/17	Emilie Larson	11	22:23/18
Michael Schallock	10	18:32/19	Shaelyn ONeal	11	24:10/21
Jacob Mapes	10	18:40/18	Kyra Greenfield	10	24:14/19
Owen Gaut	11	18:44/18	Carly Osegueda	9	24:17/19
Samuel Morales	10	18:53/21	Bridget Braden	12	24:46/18
Eric Ingrande	12	19:02/17	Kaja Lueck	12	25:40/17
Carter Bond	12	19:19/17	Cambria Sanchez	9	25:46/21

Morley Field Coach Downy Invite (3.1 miles) Boys			Morley Field Coach Downy Invite (3.1 miles) Girls		
<i>Name</i>	<i>Year</i>	<i>Time/Season</i>	<i>Name</i>	<i>Year</i>	<i>Time/Season</i>
Micah Sanchez	12	15:35/22	<b>Cambria Sanchez</b>	<b>12</b>	<b>21:25.1/24</b>
<b>Aiden Burr</b>	<b>12</b>	<b>16:42.7/24</b>	Elizabeth Ludwick	11	21:51/22
<b>Luke Mapes</b>	<b>12</b>	<b>16:44.4/24</b>	<b>Cadelyn Belasco</b>	<b>11</b>	<b>22:15.8/24</b>
<b>Sam Roher</b>	<b>12</b>	<b>16:45.2/24</b>	<b>Cambrey Belasco</b>	<b>10</b>	<b>22:24.0/24</b>
Joel Bray	12	16:50.4/23	<b>Keira Hays</b>	<b>12</b>	<b>23:16.6/24</b>
Sam Morales	12	17:14/23	<b>Haley Svendsen</b>	<b>12</b>	<b>24:18.1/24</b>
Gabe Gastelum	12	17:21/22	Shaelyn ONeal	12	24:24/22
<b>Caleb Acosta</b>	<b>11</b>	<b>17:27.8/24</b>	Noelle Edkins	11	24:25.2/23
<b>Marcos Heers</b>	<b>11</b>	<b>17:51.9/24</b>	Kylie Pruett	12	24:59.6/23
Victor Rodriguez	12	18:05/19	Amelia Primmer	10	25:49.2/23

Kit Carson Course (3.05 miles) Boys Escondido - Kit Carson Invite			Kit Carson Course (2.75 miles) Girls Escondido - Kit Carson Invite		
<i>Name</i>	<i>Year</i>	<i>Time/Season</i>	<i>Name</i>	<i>Year</i>	<i>Time/Season</i>
David Miller	11	18:35/17	Landon Torres	9	18:30/17
Eric Ingrande	12	19:01/17	Bridget Braden	11	22:33/17
Owen Gaut	11	19:24/17	Kaja Lueck	12	22:43/17
Carter Bond	12	19:29/17	Ysabella Yuquimpo	9	23:50/17
Devante Spencer	12	19:44/17	Natasha Kelly	11	24:14/17
Caleb Greenfield	11	20:46/17	Annette Lees	9	24:29/17
Peerless Johnson	12	20:59/17	Isabelle Coppersmith	11	25:51/17
Nicholas Ingrande	9	21:08/17			
Symeon Elkins	12	21:28/17			
Jacob Lopez	11	21:56/17			

Morley Field CIF Course (2.96 miles) Boys new 2.96 course with no 2nd hill			Morley Field CIF Course (2.96 miles) Girls new 2.96 course with no 2nd hill		
<i>Name</i>	<i>Year</i>	<i>Time/Season</i>	<i>Name</i>	<i>Year</i>	<i>Time/Season</i>
Micah Sanchez	12	15:08/22*	Bethany Mapes	12	18:35/21*
Ivan Guzman	12	15:54.1/23*	Landon Torres	11	19:59/19*
<b>Aiden Burr</b>	<b>12</b>	<b>16:16.0/24*</b>	Cambria Sanchez	10	20:46/22*
Joel Bray	12	16:31.9/23*	<b>Cadelyn Belasco</b>	<b>11</b>	<b>20:54.4/24*</b>
Gabe Gastelum	12	16:44/22*	Elizabeth Ludwick	11	21:11/22*
<b>Sam Rohrer</b>	<b>10</b>	<b>16:52/24*</b>	<b>Cambrey Belasco</b>	<b>10</b>	<b>21:25.3/24*</b>
Sam Morales	11	16:54/22*	<b>Haley Svendsen</b>	<b>12</b>	<b>22:40.3/24*</b>
Luke Mapes	11	16:57.1/23*	Isabella Baeza	12	22:41/18*
<b>Marcos Heers</b>	<b>10</b>	<b>17:13.0/24*</b>	<b>Keira Hays</b>	<b>12</b>	<b>22:44.6/24*</b>
Caleb Acosta	10	17:35.6/23*	<b>Noelle Edkins</b>	<b>12</b>	<b>23:06/24*</b>
Old Morley Field CIF Course (3.04 miles)			Old Morley Field CIF Course (2.75 miles)		
Josh Nuñez	10	18:12/13	Kaley Jarstad	11	20:17/13
David Miller	10	18:59/16	Akacia Brillon	10	21:01/15
David Gastelum	12	19:23/11	Jillian Nuñez	10	21:02/11
Felipe Campa	9	19:32/10	Isabella Baeza	10	21:50/16
Jon Lorenz	12	19:41/15	Miranda Ng	12	23:04/15
Jesse Nuñez	12	19:57/12	Abby Lee	9	23:04/09
Spencer Bond	11	20:20/14	Alexis Valdez	12	23:41/13
Aksel Fastring	11	20:20/10	Mariam Shechet	9	23:50/10
Devante Spencer	11	20:21/16	Shannon Mattix	9	24:03/10
Carter Bond	11	20:30/16	Naomi Fowler	11	24:15/14

CIF Team Times (Top 5 runners combined at CIF)		CIF Team Times (Top 5 runners combined at CIF)	
<i>Year</i>	<i>Time/Place</i>	<i>Year</i>	<i>Time/Place</i>
2023*	1:23:29/3rd out of 17	2024*	<b>1:48.36/4th out of 15</b>
2022*	1:23:34/1st out of 18	2022*	1:52.02/4th out of 13
<b>2024*</b>	<b>1:25:29.9/1st out of 22</b>	2019*	1:54.05/7th out of 15
2021*	1:30:59/5 <sup>th</sup> out of 19	2018*	1:54:29/3rd out of 14
2017*	1:32:00/5 <sup>th</sup> out of 20	2021*	1:55:04/4 <sup>th</sup> out of 8
2019*	1:32:54/8th out of 23	2015	1:58:59/8 <sup>th</sup> out of 10
2018*	1:34:26/7th out of 23	2023*	1:59:35/5th out of 10
2015	1:41:05/6 <sup>th</sup> out of 18	2014	2:00:00/10 <sup>th</sup> out of 10
2014	1:42:19/9 <sup>th</sup> out of 17	2017*	2:03:33/10th out of 15
2016	1:42:56/9 <sup>th</sup> out of 21	2020	COVID- no CIF
2010	1.45.47/6 <sup>th</sup> out of 10		
2012	1.47.20/12 <sup>th</sup> out of 13		
2013	1.51:41/6 <sup>th</sup> out of 15		
2011	1.54:09/13 <sup>th</sup> out of 15		
2009	1.54:18/5 <sup>th</sup> out of 5		
2020	COVID- no CIF		

SO Cal Invite- Guajome Park 5K - Boys					
<i>Name</i>	<i>Year</i>	<i>Time/Season</i>	<i>Name</i>	<i>Year</i>	<i>Time/Season</i>
Micah Sanchez	12	15:16.9/22			
Ivan Guzman	12	15:52.77/23			
<b>Aiden Burr</b>	<b>12</b>	<b>16:14.28/24</b>			
<b>Sam Rohrer</b>	<b>10</b>	<b>16:18.88/24</b>			
<b>Luke Mapes</b>	<b>12</b>	<b>16:24.19/24</b>			
Joel Bray	12	16:35/23			

UC HOKA Postal (2 miles on a track) Boys			UC HOKA Postal (2 miles on a track) Girls		
<i>Name</i>	<i>Year</i>	<i>Time/Season</i>	<i>Name</i>	<i>Year</i>	<i>Time/Season</i>
Micah Sanchez	12	9:17/22	Bethany Mapes	12	11:27/21
Ivan Guzman	12	9:21/23	Cambria Sanchez	10	12:30/22
Joel Bray	12	9:50.0/23	<b>Cadelyn Belasco</b>	<b>11</b>	<b>13:00/24</b>
<b>Aiden Burr</b>	<b>12</b>	<b>9:50.8/24</b>	<b>Cambrey Belasco</b>	<b>10</b>	<b>13:01/24</b>
<b>Sam Rohrer</b>	<b>10</b>	<b>9:55.6/24</b>	<b>Keira hays</b>	<b>12</b>	<b>13:59.6/24</b>
<b>Luke Mapes</b>	<b>12</b>	<b>10:04/24</b>	Elizabeth Ludwick	10	13:25/21
Sam Morales	11	10:18/22	Noelle Edkins	10	14:05/22
Gabe Gastelum	12	10:20/22	Shaelyn ONeal	11	14:27/21
<b>Caleb Acosta</b>	<b>11</b>	<b>10:38/24</b>	<b>Amelia Primmer</b>	<b>11</b>	<b>14:59.6/24</b>
<b>Ethan Acosta</b>	<b>10</b>	<b>11:07/24</b>	Haley Svendsen	11	15:04/23

Woodward Park STATE Meet(3.1 miles) Boys			Woodward Park STATE Meet(3.1 miles) Girls		
<i>Name</i>	<i>Year</i>	<i>Time/Season</i>	<i>Name</i>	<i>Year</i>	<i>Time/Season</i>
Micah Sanchez	12	15:13/22	Bethany Mapes	12	18:38/21
Ivan Guzman	12	15:41.7/23	Landon Torres	10	20:19/18
Joel Bray	12	16:32.2/23	Jillian Nuñez	9	23:43/10
<b>Aiden Burr</b>	<b>12</b>	<b>16:40.6/24</b>			
Samuel Morales	11	16:49/22			
<b>Marcos Heers</b>	<b>11</b>	<b>17:04.7/24</b>			
Caleb Acosta	10	17:10/23			
Gabe Gastelum	12	17:16/22			
<b>Luke Mapes</b>	<b>12</b>	<b>17:18.1/24</b>			
Josh Nuñez	12	17:31/15			
<b>Ben Wagnell</b>	<b>12</b>	<b>17:32.3/24</b>			
<b>Sam Rohrer</b>	<b>10</b>	<b>17:39.5/24</b>			
<b>Ethan Acosta</b>	<b>10</b>	<b>18:00.8/24</b>			
David Gastelum	10	19:40/09			

Mt. SAC West Regionals(3.1 miles) Boys			Mt. SAC West Regionals(3.1 miles) Girls		
<i>Name</i>	<i>Year</i>	<i>Time/Season</i>	<i>Name</i>	<i>Year</i>	<i>Time/Season</i>
Micah Sanchez	12	15:33/22	Bethany Mapes	12	19:35/21
Micah Sanchez	11	16:47/21	Cambria Sanchez	9	27:06/21
Ivan Guzman	12	16:49/23			
<b>Sam Rohrer</b>	<b>10</b>	<b>17:15/24</b>			
<b>Aiden Burr</b>	<b>12</b>	<b>17:42/24</b>			
Joel Bray	11	19:09/22			

Champ Sports National Championships(3.1 miles)		
<i>Name</i>	<i>Year</i>	<i>Time/Season</i>
Micah Sanchez	12	15:40/22

**Grant Forman**  
9th grade



**Coachable and Joyful**  
1st year athlete

- JV Boys Team
- Ran 7 races this season.
- Has 3.1 mile PR of 21:26
- Best average pace at 6:54 per mile
- Improved by 1:40 minutes from a 23:06



**Matthew Gorgees**  
9th grade



**Positive and Committed**  
1st year athlete

- JV Boys Team
- Ran 4 races this season.
- Has 3.1 mile PR of 24:57
- Best average pace at 8:02 per mile
- Improved his 3.1 mile by over 4 minutes at Frontier Cluster Meets 28:26 to 24:57



**Caleb Rodriguez**  
9th grade



**Hard-Working and Confident**  
1st year athlete

- JV Boys Team
- Ran 8 races this season.
- Has 3.1 mile PR of 20:26
- Best average pace at 7:27 per mile
- Improved his 3.1 mile time by over 2 minutes from 22:06 to 20:26



**Jazmin Perez-Ramirez**  
9th grade



**Joyful and Willing**  
1st year athlete

- JV Girls Team
- Ran 6 races this season.
- Has 3.1 mile PR of 27:22
- Best average pace 8:48 at per mile
- Improved by over 1.5 minutes in 3.1 miles
- Great addition to the freshman XC team



**Ladi Maliepaard**  
9th grade



**Coachable and Competitor**  
1st year athlete  
Varsity Letter

- Varsity Girls Team
- Ran 5 races this season.
- Has 3.1 mile PR of 24:09
- Best average pace 7:46 at per mile
- Improved by 40 secs in 3.1 miles
- Medaled at the CCA Raven Invite
- Great addition to the freshman XC team



**Daniel Tsikalov**  
10th grade



**Respectful and Driven**  
2nd year athlete

- JV Boys Team
- Ran 8 races this season.
- Has 3.1 mile PR of 20:53
- Best average pace at 6:43 per mile
- Improved by 1 minutes in 3.1 miles time 21:53 to 20:53



**Ethan Acosta**  
10th grade



**Hard worker and Positive**  
2nd year athlete  
1st Varsity Letter

- Varsity Team
- Ran 10 races this season.
- Has 3.1 mile PR of 17:58
- Best average pace at 5:47 per mile
- Improved by over 2 minutes from a 20:07
- 13th in the V conference Finals
- 38th in the D5 CIF
- State Meet Qualifier



**Josiah Svendsen**  
10th grade



**Teachable and Resilient**  
2nd year athlete

- JV Boys Team
- Ran 5 races this season.
- Has 3.1 mile PR of 19:49
- Best average pace at 6:23 per mile
- Improved 3.1 miles time by over 1 minute 21:13 to 19:49
- JV Boys Conference Finals Runner Up



**Micah Howard**  
10th grade



**Joyful and Tough**  
1st year athlete

- JV Boys Team
- Ran 8 races this season.
- Has 3.1 mile PR of 20:51
- Best average pace at 6:43 per mile
- Improved his 3.1 mile by over 4.5 minutes at Frontier Cluster Meets 25:23 to 20:51



**Samuel Rohrer**  
10th grade



**Meticulous and Responsible**  
2nd year athlete  
Varsity Letter

- Varsity Boys Team
- Ran 11 races this season.
- Has 3.1 mile PR of 16:18
- #1 Sophomore time in 5K
- Best average pace at 5:15 per mile
- Ran on the CIF/State Team
- Raced at the Foot Locker West Regional
- #2 sophomore in San Diego County



**Cambrey Belasco**  
10th grade



**Competitive and Hardworking**  
1st year athlete  
Varsity Letter

- Varsity Girls team
- Ran on the CIF team
- Ran 10 races this season
- Has 3.1 mile PR of 20:29 at Liberty Station
- Best average pace at 6:36 per mile
- Improved by over 2 minutes in 3.1 miles
- Will help lead the girls next year



**Eliana O'Neal**  
10th grade



**2nd year athlete**  
**Supportive & Tenacious**

- JV Girls Team
- Ran 7 races this season.
- Has 3.1 mile PR of 25:07
- Best average pace 8:05 at per mile
- Improved by 2 min in 3.1 miles from last year
- Important member of the XC team





**Jonathan Scott**  
11th grade



Joyful and Hard Working  
2nd year athlete

- JV Boys team
- Ran 8 races this season
- Has 3.1 mile PR of 18:59
- Best average pace at 6:07 per mile
- Improved by over 1 minute in 3.1 miles
- JV Conference Champion



**Marcos Heers**  
11th grade



Light-Hearted and Competitor  
2nd year athlete  
VARSITY LETTER

- Varsity Boys team
- Ran on the CIF/STATE team
- Ran 10 races this season
- Has 3.1 mile PR of 17:04 at the STATE Meet
- Best average pace at 5:30 per mile
- Improved by over 1 minutes in 3.1 miles
- #8 in the conference
- #18th at CIF



**Caleb Acosta**  
11th grade



Humble and Reflective  
3rd year athlete  
VARSITY LETTER

- Varsity Boys team
- Ran on the CIF/STATE team
- Ran 11 races this season
- Has 3.1 mile PR of 17:05
- Best average pace at 5:30 per mile
- 3 time State Qualifier



**Amelia Primmer**  
11th grade



2nd year athlete  
VARSITY LETTER  
Trusting & Focused

- Varsity Girls team
- Ran on the CIF team (24:30 for 2.96) 1.5 min PR
- Ran 10 races this season
- Has 3.1 mile PR of 24:05 at Liberty Station
- Best average pace at 7:45 per mile
- Improved by over 1.5 minutes in 3.1 miles
- Improved by over 1 minute in 2.0 miles
- Will help lead the girls next year



**Cadelyn Belasco**  
11th grade



Positive and Consistent  
2nd year athlete  
VARSITY LETTER

- Varsity Girls team #2-3 runner all season long
- Ran on the CIF team (20:54 for 2.96) 1 min PR
- Ran 10 races this season
- #2 in the Conference
- #14 in CIF D5 race
- Has 3.1 mile PR of 20:52 at Liberty Station
- Best average pace at 6:43 per mile
- Improved by over 1.5 minutes in 3.1 miles (22:06)
- Will help lead the girls next year



**Benjamin Wagnell**  
12th grade



Driven and Tough  
2nd Year athlete  
Varsity Letter

- Varsity Boys Team
- Ran 11 races this season.
- Has 3.1 mile PR of 17:32
- Best average pace at 5:38 per mile
- Improved over 3 minutes! 21:13
- Has 2 mile PR of 11:18
- #5 man at CIF
- State qualifier



**Noah Hogan**  
12th grade



Joyful and Team Oriented  
3rd year athlete  
Varsity Letter

- Varsity Boys Team
- #7 man most of the season
- Ran 9 races this season.
- Has 3.1 mile PR of 18:10
- Best average pace at 5:50 per mile
- Great team leader for the JV boys
- Improved over 1 minutes from last year
- Made the CIF team this season



**Luke Mapes**  
12th grade



Resilient and Dependable  
4th year athlete  
Varsity Letter

- Varsity Boys Team #3 man at CIF
- Ran 10 races this season.
- Has 3.1 mile PR of 16:11 (9th grade PR 21:34)
- Best average pace at 5:12 per mile
- Improved by over 3 minutes in 3.1 miles
- Has 2 mile PR of 10:04 at UC Hoka Postal
- All CIF D5 13th place
- Great Team leader!



**Aiden Burr**  
12th grade



Leader and Coachable  
4th year athlete  
VARSITY LETTER

- Varsity Boys team #1 at State
- Ran 10 races this season.
- Has 3.1 mile PR of 16:14 (9th grade PR 19:46)
- Best average pace at 5:13 per mile
- Improved by over 3 minutes in 3.1 miles
- Has 2 mile PR of 9:50 at UC Hoka Postal
- All Conference 3rd place
- All CIF D5 4th place
- #3 All time at State meet
- Raced at the Foot Locker West Regional
- Great team leader



**Keira Hays**  
12th grade




Enthusiastic and Driven  
2nd year athlete  
VARSITY LETTER

- 2nd Varsity Letter #4-5 girl
- Ran 10 races this season.
- Has 3.1 mile PR of 22:19
- Best average pace at 7:11 per mile
- Improved by over 2 minutes in 3.1 miles
- Ran on the CIF team (22:44 for 2.96m)
- #9 in the conference
- #33rd at CIF
- One of our team leaders



**Haley Svendsen**  
12th grade



Leader and Encouraging  
3rd year athlete  
VARSITY LETTER

- 3rd Varsity Letter #4-5 girl
- Ran 8 races this season.
- Has 3.1 mile PR of 22:41
- Best average pace at 7:18 per mile
- Improved by over 1 minute in 3.1 miles
- Ran on the CIF team (22:40 for 2.96m)
- #10 in the conference
- #30th at CIF
- One of our team leaders



**Noelle Edkins**  
12th grade



4th year athlete  
VARSITY LETTER  
Devoted & Enduring

- 4th Varsity Letter #6 girl
- Ran 9 races this season.
- Has 3.1 mile SR of 22:55
- Best average pace at 7:23 per mile
- Ran on the CIF team (23:06 for 2.96m) PR!!
- #12 in the conference
- #37th at CIF
- One of our team leaders



**Cambria Sanchez**  
12th grade




3rd year athlete  
**VARSITY LETTER**  
Dependable & Selfless

- 3rd Varsity Letter #1 girl
- Ran 9 races this season.
- Has 3.1 mile PR of 20:12
- #3 all time in 5k
- Best average pace at 6:29 per mile
- Ran on the CIF team (20:51 for 2.96m)
- #1 in the conference (All league races)
- #13th at CIF
- One of our team leaders



**Girls  
2024  
Frontier  
Conference  
League  
Champions**




**Girls  
2024  
Frontier  
Conference  
All League  
Team**




Cambrey Belasco - 1st place  
Cadelyn Belasco - 2nd place  
Keira Hays - 9th place  
Haley Svendsen - 10th place



**Boys  
2024  
Frontier  
Conference  
League  
Champions**





**Boys  
2024  
Frontier  
Conference  
All League  
Team**




Aiden Burr - 3rd Place  
Sam Rohrer - 4th Place  
Marcos Heers - 8th place



**ALL CIF  
GIRLS  
Team**



Cambria Sanchez - 13th place CIF D5  
Cadelyn Belasco - 14th place CIF D5  
Cambrey Belasco - 18th place CIF D5



# ALL-CIF Team

Aiden Burr - 4th place CIF D5  
Sam Rohrer - 9th place CIF D5  
Luke Mapes - 13th place CIF D5  
Marcos Heers - 18th place CIF D5



# Division 5 Champions

Team Time  
1:25:29  
#3 All TIME

# State Qualifiers

## 2024

14th in the State  
1st in SD Section



# Aiden Burr

## CIF Student Athlete of the Year



# Luke Mapes Aiden Burr


## CIF Sportsmanship Award




# Seniors

Noelle Edkins  
Keira Hays  
Cambria Sanchez  
Haley Svendsen

Aiden Burr  
Luke Mapes  
Noah Hogan  
Ben Wagnell



## Character talks



4 year Seniors

Luke Mapes

Aiden Burr

Noelle Edkins



**GRIT Award**  
(Male)

This award recognizes the athlete that displayed consistent perseverance, always gave their best and did it with a positive and humble attitude not only in XC but in life.

They have modeled the essential core values of Responsibility, Respect and Integrity that Liberty Charter High School expects in each of its student athletes.

**Luke Mapes**



**Iron Lady Award**  
(Female)

This award recognizes the athlete that displayed consistent perseverance, always gave their best and did it with a positive and humble attitude not only in XC but in life.

They have modeled the essential core values of Responsibility, Respect and Integrity that Liberty Charter High School expects in each of its student athletes.

**Cambria Sanchez**  
**Noelle Edkins**



**LION PRIDE Award**  
(Male)

This athlete personified the core values of Liberty Charter. They respected others, showed consistent responsibility in their training and academics and maintained a lifestyle visible of integrity.

They have modeled the essential core values of Responsibility, Respect and Integrity that Liberty Charter High School expects in each of its student athletes.

**Aiden Burr**



**LION PRIDE Award**  
(Female)

This athlete personified the core values of Liberty Charter. They respected others, showed consistent responsibility in their training and academics and maintained a lifestyle visible of integrity.

They have modeled the essential core values of Responsibility, Respect and Integrity that Liberty Charter High School expects in each of its student athletes.

**Cadelyn Belasco**



**Most Improved Award**  
(Male)

This athlete displayed consistent and visible improvement throughout the season in training and in race.

They have modeled the essential core values of Responsibility, Respect and Integrity that Liberty Charter High School expects in each of its student athletes.

**Benjamin Wagnell**



**Most Improved Award**  
(Female)

This athlete displayed consistent and visible improvement throughout the season in training and in race.

They have modeled the essential core values of Responsibility, Respect and Integrity that Liberty Charter High School expects in each of its student athletes.

**Keira Hays**



**Best Teammate Award**  
(Male)

This athlete displayed consistent positive and encouraging attitude towards their teammates in practice, at meets and throughout the season.

They have modeled the essential core values of Responsibility, Respect and Integrity that Liberty Charter High School expects in each of its student athletes.

**Noah Hogan**




**Best Teammate Award**  
(Female)

This athlete displayed consistent positive and encouraging attitude towards their teammates in practice, at meets and throughout the season.

They have modeled the essential core values of Responsibility, Respect and Integrity that Liberty Charter High School expects in each of its student athletes.

**Haley Svendsen  
Amelia Primmer**





2024 XC

**LION PRIDE**

*Award*



**CADELYN  
BELASCO**



2024 XC

**LION PRIDE**

*Award*



**AIDEN  
BURR**



2024 XC

**IRON LADY**

*Award*



**NOELLE  
EDKINS**



2024 XC

**IRON LADY**

*Award*



**CAMBRIA  
SANCHEZ**



2024 XC

**GRIT**

*Award*



**LUKE  
MAPES**



2024 XC

**BEST  
TEAMMATE**



**NOAH  
HOGAN**



2024 XC

**BEST  
TEAMMATE**



**HALEY  
SVENDSEN**



2024 XC

**BEST  
TEAMMATE**



**AMELIA  
PRIMMER**



2024 XC

**MOST IMPROVED**

*Award*



**KEIRA  
HAYS**



2024 XC

**MOST IMPROVED**

*Award*



**BENJAMIN  
WAGNELL**

# SPECIAL THANKS

---

Family and Friends  
Liberty Charter Faculty/Staff  
Liberty Charter Athletic Department  
Frontier League Officials  
San Diego CIF  
Pasta Feed hosts and families that sent food  
Mrs. Mapes (Team Mom)  
Mr. Burr ( Team Photographer)

**Thank you for all your support!**



## How to earn a Varsity Letter

---

1. Athletes must be eligible throughout the entire season in both academics and conduct.
2. Athletes must have been part of the top 7 for at least half of the season. This equals 5 total races in the top 7.
3. Athletes must have been part of the top 7 (girls)8(boys) for CIF.

